




STRUT-LOCK TRAPEZE M8 SYSTEM

Carries the load
SAFELY & SECURELY

Safe...



STRUT-LOCK is the safe, lockable solution for installing single and multi-tiered arrangements of cable management and HVAC applications.

VERSATILE: Use with channel nut or nut & washer



....and secure.

When installed as part of a wire suspension system it delivers an impressive safety factor of 5:1, with weight loading of 45kg per wire.

PROTECTED: Secure lock-off by tightening collar

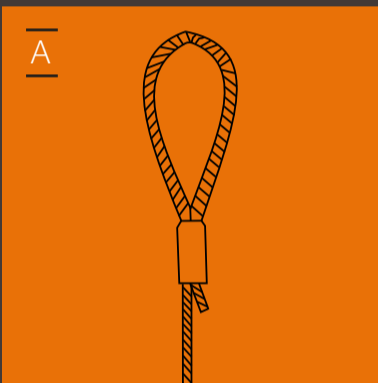
STRUT-LOCK Applications

- Single tier trapeze brackets
- Multi-tier trapeze brackets
- For 41x41 & 41x21 channel
- Can be utilised with other channel types. Ensure compatible channel nuts are used.

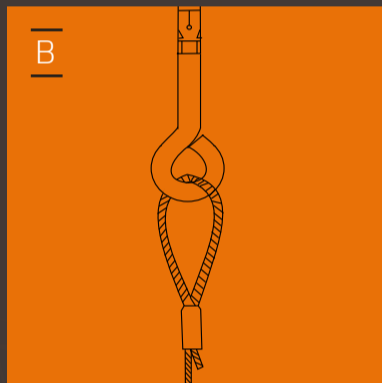
VERSATILE




STRUT-LOCK Fixing Options



Loop end to form a choke knot for wrap around anchor points, purlins or I-beams.



M6 concrete hammer fixing with ETA and BS8539 approval. Offering shallow embedment into cracked and non-cracked concrete.



M8x60 eyebolt used in conjunction with female threaded components. Ensure components are compatible to complete the installation.

Always ensure the base material or anchor point are suitable to support the intended load. Other fixing options are available on request.



STRUT-LOCK Installation



Assemble with square washer and channel nut.



Position assembly into desired channel location.



Tighten into position using 15mm spanner. Turn clockwise.



Release locking collar. Do not undo fully. Depress plunger.



Insert wire rope through the plunger at the top of the device.



Tighten locking collar to secure.



To adjust: undo collar, depress plunger, reposition. Re-lock collar.



Please note: Always ensure the load is supported before actuating the plunger to perform adjustment.

ZIP CLIP

STRENGTH | SUSPENSION | STYLE

CONTACT US

+44 (0) 1686 623366
or visit www.zip-clip.com

Global Headquarters,
Offa's Dyke Business Park,
Welshpool,
Powys UK SY21 8SS
United Kingdom